



# FOREST CREEK

F O R U M

April 2013

Volume 7, Issue 4



## Helping Hands

Since 2009, Helping Hands has given away FREE gently-used school clothes to over 1500 children in the Round Rock area

Our goal for 2013 Back to School Giveaway is to help 1000 more children

DROP OFF CLOTHES AT ANY OF OUR 3 LOCATIONS:

**Uncle Bob's Self Storage**

3997 FM 1431., Round Rock, TX 78681

**CVS Parking Lot**

800 West Old Settlers Blvd., Round Rock, TX 78664

**Uncle Bob's Self Storage**

2715 Sam Bass Rd., Round Rock, TX 78681

Pick-up available upon request. Also accepting hangers and boxes for the Back to School Giveaway

We are a 501(c)3 and offer receipts for donations

[www.helpinghandsaustin.org](http://www.helpinghandsaustin.org)

[lakissa@helpinghandsaustin.org](mailto:lakissa@helpinghandsaustin.org) 512-310-1733

**CLOTHING DRIVE  
SUNDAY, APRIL 7, 2013  
FROM 1:00 TO 5:00 PM  
FOR CLOTHES OF ALL SIZES**



**12<sup>th</sup> Annual "Charity Begins at Home" GOLF TOURNAMENT**  
*Benefiting Round Rock Area Serving Center and Local Charities*

**Saturday, May 4th, 2013**  
**TERAVISTA GOLF CLUB • ROUND ROCK, TX**  
For registration and sponsorship information contact:  
Edward LeBlanc, 512-496-5675, or [edward.leb@gmail.com](mailto:edward.leb@gmail.com)

Knights of Columbus and Round Rock Area Serving Center Announce 12<sup>th</sup> Annual "Charity Begins At Home" Golf Tournament

The Knights of Columbus of St. John Vianney Parish in Round Rock will be hosting their 12<sup>th</sup> Annual "Charity Begins At Home" Golf Tournament on Saturday, May 4, 2013 at Teravista Golf Club in Round Rock. The tournament is an annual charity event that supports the Rock Round Rock Area Serving Center and other local charities. This tournament has generated over \$100,000 for local charity over the past eleven years.

The entry fee is only \$80.00 per player or \$320.00 per team. This includes green fee, golf cart, practice balls, beverage tickets, door prizes, and dinner after the tournament. Registration begins at 12:00 noon with a 1:30 PM Shotgun Start. There will be a barbeque dinner and festivities for all participants immediately following the tournament.

Sponsorships and tournament spaces are still available. If you would like to enter as an individual or team, or provide support through a sponsorship, please contact Ed LeBlanc, 512-496-5675, [edward.leb@gmail.com](mailto:edward.leb@gmail.com); Jack Gaden, 512-497-1518, [jackson66@mac.com](mailto:jackson66@mac.com); or Darlene Snow, 512-497-6433, [sterlingsmiles@yahoo.com](mailto:sterlingsmiles@yahoo.com).

The Round Rock Area Serving Center provides underprivileged, low income and disadvantaged citizens in our area with financial assistance for utilities, rent, prescription medication, transportation, and temporary lodging. It also operates a food pantry. The serving center has been helping people in this community since 1986.

# The Forum

## NEWSLETTER INFO

### NEWSLETTER

Editor .....forestcreek@peelinc.com

### NEWSLETTER PUBLISHER

Peel, Inc. ....www.PEELinc.com, 512-263-9181  
Advertising.....advertising@PEELinc.com, 512-263-9181

### ADVERTISING INFORMATION

Please support the businesses that advertise in The Forum. Their advertising dollars make it possible for all Forest Creek residents to receive the monthly newsletter at no charge. If you would like to support the newsletter by advertising, please contact our sales office at 512-263-9181 or advertising@PEELinc.com. The advertising deadline is the 8th of each month for the following month's newsletter.

**Little Hands of Grace Preschool**  
Where little hands have a BIG Future!



**NOW ENROLLING!**  
Ages 2 years-5 years  
2 & 3 Day Programs 9am-1pm

**\$10 OFF**  
REGISTRATION FEE  
With this coupon  
Expires 5/31/13

**512-971-6743**  
littlehandsofgrace@yahoo.com

[www.littlehandsofgrace.com](http://www.littlehandsofgrace.com)

*Do You Have Reason  
to Celebrate?*

We want to hear from you! Email [forestcreek@peelinc.com](mailto:forestcreek@peelinc.com)  
to let the community know!



- \* Repaints - Interior, exterior, and much more
- \* Free on-site estimates
- \* Established company for 17 years
- \* BBB member
- \* Painting, staining, and popcorn ceiling removal

**Please contact Robby Chapman at 512-632-5990 with D&W Painting, Inc. or by email - [robby@dwpainting.com](mailto:robby@dwpainting.com)**

**We look forward to helping you create your perfect home!**



## *Forest Creek Animal Hospital*

*Clifford H. Peck, D.V.M.  
Amber Breclaw, D.V.M.  
Lisa LaBry, D.V.M.  
Amy Kunze, D.V.M.*

*2715 Red Bud Lane  
Round Rock, TX 78664  
512.238.PETS [7387]  
[www.forestcreekvet.com](http://www.forestcreekvet.com)*

- Full Service Animal Hospital
- Boarding
- Grooming
- Vaccines
- Surgical facilities
- Dentals and other preventative care

*Monday-Friday 7-7  
Saturday 8-12*

## SAFE KIDS SAFETY TIPS

By Concentra Urgent Care

Accidental injury is the number one killer of America's children, taking more lives than disease, violence, and suicide. Prevention is the cure. It's estimated that by taking these and other simple precautions, almost all (90%) of these accidental injuries can be avoided.

- Childproof your home. Look at every room as your child would. Ask yourself what looks interesting and what can be reached. Get down on your hands and knees, and check for small things children can choke on.
- Use the back burners on stoves, and turn pot handles to the back. Keep children away from the stove or microwave when cooking, and don't serve hot food or drinks to them. Keep knives, glasses, and scissors where young kids can't reach them.
- Cover electrical outlets that are not in use.
- Keep guns locked, unloaded, and where kids can't reach them.
- Take precautions to avoid fire in the home. Install smoke alarms on every level of your home and in every sleeping area. Test them once a month.
- Plan several ways to escape from each room if a fire starts. Practice the fire escape plan with your family. Identify a safe place to meet outside.
- Lock up matches, lighters, and gasoline. Keep space heaters where kids can't reach them and away from curtains, beds, and papers.
- Never put electrical cords under rugs
- Always supervise children while they are in the bathroom, and follow other important bathroom safety guidelines. Keep the hot water heater at

low-medium or less than 120° Fahrenheit. Mix hot and cold water in the bathtub, and test it on your forearm before putting children into the tub. Never leave the room while they are bathing.

- Keep toilet lids closed and locked, and doors to bathrooms and utility rooms closed when not in use. Put razors, curling irons, and hair dryers out of reach.
- Avoid exposing children to potential poisons. Lock up potential poisons out of children's reach, including cleaning supplies, pet food, medicine, vitamins, beer, wine, and liquor. Read labels and follow directions when giving medicine to children. Know which houseplants are poisonous and keep them where children can't reach them.
- Install carbon monoxide detectors in every sleeping area and test them every month. Make sure heating systems are vented outside and checked every year.
- Prevent serious falls. Keep furniture away from windows. Install guards or stops on windows that are not emergency exits.
- Install safety gates at the top and the bottom of stairs. Never use baby walkers.
- Keep emergency numbers by every telephone. Call 911 if a child is choking, collapses, can't breathe, or is having a seizure. If you suspect a child has been poisoned, call 1-800-222-1222.
- Keep first aid supplies on hand.

For more information about preventing child injury, you can visit the Safe Kids USA Web site at: <http://www.usa.safekids.org>

**MYRNA HALL, REALTOR**

Helping You  
Make the Best Move  
with Exceptional Marketing  
& Superior Service!

3011 IH 35 North  
Round Rock, TX 78664  
**512.507.6554**  
myrna.hall33@gmail.com  
www.jbgoodwin.com

**MULTIMILLION DOLLAR PRODUCER**  
**CERTIFIED TRANSFEREE SPECIALIST**  
**SENIOR REAL ESTATE SPECIALIST**

**JBGoodwin REALTORS**  
Your Professional Friend & Real Estate

**YOUR FOREST CREEK NEIGHBOR  
WORKING FOR YOU!**

Whether you are buying, selling,  
renting or leasing, I am here for  
you locally, across the country  
and around the world.

JBGoodwin REALTORS  
Myrna Hall  
(512) 507-6554  
www.jbgoodwin.com  
**SOLD**

## TENNIS TIPS

By USPTA/PTR Master Professional  
Fernando Velasco



### HOW TO EXECUTE THE ONE HANDED BACKHAND VOLLEY

In previous newsletters, I offered tips on how to hit a forehand groundstroke, a two-handed backhand, one-handed backhand, forehand volley, the two handed backhand volley, the serve, and the forehand half-volley. In this issue, I will offer you instructions on how to execute the one –handed backhand volley when players are at the net and have to hit the ball on the fly. In the illustrations, the Manager and Director of Tennis at the Grey Rock Tennis Club, Fernando Velasco, demonstrates the proper form and technique. Photos by Charlie Palafox.

**Step 1:** The Split step: When the player comes up to the net, the player will stop and take the split step by bouncing off the toes at the same time and let the body lean forward to react to the ball. Both hands are on the racket so it can react to either move to the left or to the right. Eyes are focused on the incoming ball. Notice the left hand being on the throat of the racket, not next to the right hand

**Step 2:** The Back Swing: The left hand will guide the head of the racket at eye level and with a short back swing. The upper

body has made a turn and the weight of the body has been placed on the left leg. Eyes are focused toward the point of contact. The right hand is relaxed to allow the left hand to make the proper opening to meet the ball.

**Step 3:** The Point of Contact: As the swing comes forward, the left hand releases the racket and the right foot leans toward the ball. The left hand stretches back to allow proper balance on the point of contact. The head of the racket is slightly tilted up to allow a slice on the ball. This assures good height above the net and will force the ball to stay low when making contact with the court, thus making it tougher for the opponent to return the ball back to the player.

**Step 4:** The Follow Through: Once the ball leaves the racket, the follow through is extended toward the target. The weight of the player is now on the right leg and the left arm is still balancing the body as a “butterfly swing”. The shoulders are still slightly turned and are ready to come back to the split position.

Look for in the next Newsletter: *The Two-Handed Backhand Volley*

# SUDOKU

8		3				9		
								1
	9	5						6
			6		2			
								7
	1	4	9					8
	4							9
		1			7	2		3
6	7		3					

View answers online at [www.peelinc.com](http://www.peelinc.com)

© 2006, Feature Exchange

The goal is to fill in the grid so that every row, every column, and every 3x3 box contains the digits 1 through 9. Each digit may appear only once in each row, each column, and each 3x3 box.

# ADVERTISE YOUR BUSINESS TO YOUR NEIGHBORS

*Support Your Community Newsletter*

Saman Akhlaque  
Sales Representative  
512-934-0455  
[sakhlaque@PEELinc.com](mailto:sakhlaque@PEELinc.com)



PEEL, INC.  
community newsletters

[www.PEELinc.com](http://www.PEELinc.com) 512-263-9181



## JOIN US FOR GOLF AND A GREAT CAUSE!

**DATE:** Tuesday, April 30th

11:00 am Registration - 1:00 pm Start

**LOCATION:** River Place Country Club

**FORMAT:** 4-person scramble

**COST:** \$165 per golfer\*

\*Includes lunch, dinner and lots of swag

Dinner provided by:

**Craig O's**



**Pizza & Pastaria**  
Homestyle Italian Cooking


Register online at:  
[www.colinshope.org](http://www.colinshope.org)

Questions about the event?  
**Contact Jancy Darling**  
[jancy.darling@colinshope.org](mailto:jancy.darling@colinshope.org)  
(512) 413-7641

**we**  
envision  
a WORLD  
where  
CHILDREN  
DO NOT DROWN

[WWW.COLINSHOPE.ORG](http://WWW.COLINSHOPE.ORG)

## CROSSWORD PUZZLE



### ACROSS

1. Can
4. At sea
10. Maturity
11. Apt
12. Winter mo.
13. Cactus drug
14. Choose (2 wds.)
16. Long time
17. Tush
18. You
20. Hey!
22. Baby's "ball"
26. Fortify
29. Groove
31. Relating to the laity
33. Loose gown worn at mass
34. Accounts
35. Central Intelligence Agency
36. Stacking card game
37. Critical

### DOWN

1. College field of study
2. Open mouthed
3. Rumormonger
4. Dog food brand
5. Zealous
6. Repose
7. Double-reed instrument
8. Singing voice
9. Adolescent
15. Saute
19. Move away
21. Toothbrush brand
23. Taken \_\_ (shocked)
24. Negate
25. Tree (2 wds.)
26. Alack's partner
27. Standing
28. Short
30. Too
32. Hat

View answers online at [www.peelinc.com](http://www.peelinc.com)

© 2006. Feature Exchange



# SUMMER CAMP

**Open Registration**  
(K-12 years)

JR. & SR.

Get ready for a summer camp experience you'll never forget as we explore, examine, create, share, and have a blast in a variety of extraordinary clubs!

- **CULTURE CLUB**
- **STUDIO CLUB**
- **TECHNO CLUB**
- **ACTION CLUB**
- **CSI CLUB:**

**Limited Spaces! ENROLL NOW!!**  
Schedule a Tour Today

**Please call for specials!**

512-248-2178 1455 Red Bud Lane, Round Rock, TX 78664  
[www.kidsrkidsroundrock.com](http://www.kidsrkidsroundrock.com)

## DIRECTV is rolling out the RED CARPET



**PRICING**  
exclusively for  
**Forest Creek residents**

**DIRECTV**  
Prices starting at  
**\$29.99**

*Free 5 tuner Genie HD/DVR*

*Instant rebate on all packages*

*Record, watch and playback in HD from any room*

*FREE Installation*

*Up to 3 FREE additional HD client boxes*

*FREE HBO/Cinemax/Starz/ Showtime for 3 months*

**Mention this ad for your VIP deal. CALL NOW!**  
**1-888-799-0512**





## BASKETBALL CAMP

FOR WOMEN OVER 45

**JUNE 7-9, 2013**

At Santa Fe Christian Gym  
Solana Beach, CA

**COST:**


\$160 before May 1st

Email - [player4life2013@gmail.com](mailto:player4life2013@gmail.com)

[www.player4lifecamp.weebly.com](http://www.player4lifecamp.weebly.com)

### SEND US YOUR *Event Pictures!!*

Do you have a picture of an event that you would like to run in this newsletter? Send it to us and we will publish it in the next issue. Email the picture to [forestcreek@peelinc.com](mailto:forestcreek@peelinc.com). Be sure to include the text that you would like to have as the caption. Pictures will appear in color online at [www.PEELinc.com](http://www.PEELinc.com).



*Knowledge,  
Integrity, &  
Hard Work.*

**Paul & Jan Gillia**



### Do Not Pay 6% To Sell Your Home!

Our full service listings are now **4.5%**. We Also Do Leasing.

*Call or Email Before You List!*

512-388-5454 • [pgillia@austin.rr.com](mailto:pgillia@austin.rr.com)

[www.homeselect360.com](http://www.homeselect360.com)



*The Right REALTOR Makes All the Difference!*

# The Forum

The Forest Creek Forum  
is online



*Go green.  
Go paperless.*

Sign up to receive The Forest Creek Forum in your inbox. Visit [PEELinc.com](http://PEELinc.com) for details.



**ABC Medical Center**  
Superior Medical Care for  
**A**dults, **B**abies and **C**hildren

**“Let our family treat your family.”**  
Serving Forest Creek and surrounding areas for over 9 years.

Sandra Esparza, MD Family Practice    Ramon Esparza, MD Pediatrics

**Specializing in Pediatrics and Family Practice.**  
Pediatric Healthcare, Physicals, Women's Healthcare, Immunizations and Urgent Illness  
*Se habla espanol*

Accepting most insurances, now taking new patients

(512) 310-9700  
1750 Red Bud Lane  
Round Rock, TX 78664


Everyday healthcare made even easier.



## CareSpot® Brings Convenient Healthcare to Austin Area

You can't schedule when accidents happen, but you can find convenient healthcare to make it easier to get on the road to recovery. CareSpot is here when and where you need us – which is a big relief when any mishap comes your way.

- Broad range of urgent care and wellness services
- Open 7 days a week, including nights and weekends, 8 am to 8 pm
- Convenient online tools at [CareSpot.com](http://CareSpot.com):

 **Click** - check locations and wait times online



**Visit Now** - save your spot in line instantly



**Visit Later** - make an appointment online

**ROUND ROCK** | 512.501.6576 | 3750 Gattis School Rd | Round Rock  
**CAT HOLLOW** | 512.501.6577 | 7401 O'Connor Dr | Round Rock  
**TECH RIDGE** | 512.920.5256 | 500 Canyon Ridge Dr | Austin

**CareSpot**  
Express Healthcare



The Forum is a private publication published by Peel, Inc. It is not sanctioned by any homeowners association or organization, nor is it subject to the approval of any homeowners association or organization, nor is it intended, nor implied to replace any publication that may be published by or on behalf of any homeowners association or organization. At no time will any source be allowed to use The Forum's contents, or loan said contents, to others in anyway, shape or form, nor in any media, website, print, film, e-mail, electrostatic copy, fax, or etc. for the purpose of solicitation, commercial use, or any use for profit, political campaigns, or other self amplification, under penalty of law without written or expressed permission from Peel, Inc. The information in the newsletter is exclusively for the private use of Peel, Inc.

**DISCLAIMER:** Articles and ads in this newsletter express the opinions of their authors and do not necessarily reflect the opinions of Peel, Inc. or its employees. Peel, Inc. is not responsible for the accuracy of any facts stated in articles submitted by others. The publisher also assumes no responsibility for the advertising content with this publication. All warranties and representations made in the advertising content are solely that of the advertiser and any such claims regarding its content should be taken up with the advertiser. \* The publisher assumes no liability with regard to its advertisers for misprints or failure to place advertising in this publication except for the actual cost of such advertising. \* Although every effort is taken to avoid mistakes and/or misprints, the publisher assumes no responsibility for any errors of information or typographical mistakes, except as limited to the cost of advertising as stated above or in the case of misinformation, a printed retraction/correction. \* Under no circumstances shall the publisher be held liable for incidental or consequential damages, inconvenience, loss of business or services, or any other liabilities from failure to publish, or from failure to publish in a timely manner, except as limited to liabilities stated above.

## NOT AVAILABLE ONLINE

### BUSINESS CLASSIFIEDS

**PETSAT HEART** Conveniently located in Lake Forest offers professional In- Home Dog Boarding, Doggie Daycare and Pet Sitting Services. We are dedicated to providing the very best care for your pets. Insured & Bonded. Call Nora at 512-689-6502. Visit our website [petsatheart4you.com](http://petsatheart4you.com)

## Why choose Primrose? Just ask a mom.

*“Primrose taught my son things that are just being taught in kindergarten, but he knew them already – letter sounds, counting, math, addition, subtraction.”*  
— Joseph's Mom, Primrose Parent

### Primrose School of Round Rock at Forest Creek

3313 Forest Creek Drive  
Round Rock, TX 78664

**512.828.5777**

[primroserratforestcreek.com](http://primroserratforestcreek.com)

Educational Child Care for Infants through  
Private Kindergarten and After School



Each Primrose School is a privately owned and operated franchise. Primrose, Primrose Schools, and The Leader in Educational Child Care are trademarks of Primrose School Franchising Company. ©2011 Primrose School Franchising Company. All rights reserved.

**Enroll today and receive  
two weeks tuition credit!**



**Primrose Schools®**

The Leader in Educational Child Care®

## JOSEPH 06/1996

Joseph is a confident young man and describes himself as being 'cool' and 'awesome'. He loves being outdoors and enjoys sports including football and basketball. Joseph likes to build things with his hands and hopes to have a career as an architect. He performs well in school and plans to graduate early in the Spring of 2014 at the age of 17.

Joseph wants to be adopted by someone who will love him for who he is! The ideal family is a single mom with or without children as he gets along with children of all ages. Joseph needs a loving, committed family now!!

For more information on Joseph, please contact Stephanie Berka at the Adoption Coalition of Texas by email [stephanieberka@adopttexas.org](mailto:stephanieberka@adopttexas.org) or by phone: 512-450-8750.



### Seton Care For Your Entire Family

As the leading provider of health care services in Central Texas, the Seton Healthcare Family is proud to offer a full continuum of care for your family. Our primary care clinics provide a wide range of medical services to improve the health and wellness of infants, children and adults:

- Primary family care
- Physicals and sports exams
- Well-woman annual exams
- Diabetes care and prevention
- Blood pressure and cholesterol management
- Minor emergency care
- Disease management



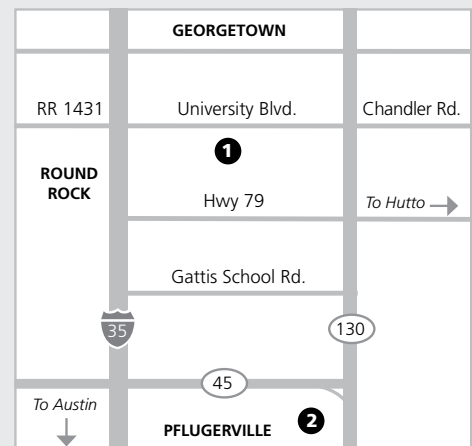
SetonFamilyofDoctors.com

#### 1. Seton Family of Doctors at Williamson

Seton Williamson Medical Plaza I  
301 Seton Parkway, Suite 401  
Round Rock, TX 78665  
Phone: 512-324-4813

#### 2. Seton Family of Doctors at Stone Hill

Stone Hill Shopping Center  
1512 Town Center Drive, Suite 100  
Pflugerville, TX 78660  
Phone: 512-324-4875  
*Evening hours available*




# - Kids Stuff -


Section for Kids with news, puzzles, games and more!

## Playgrounds



 **What's a Sprayground?**

More and more cities are opening spraygrounds, which are water playgrounds. At a sprayground, kids can shoot each other with water cannons and get sprayed by dozens of water jets that squirt from different colored nozzles and hoses.



Do you have a favorite playground? Maybe it's a new wooden one that has lots of tall towers and passageways. Or maybe your favorite is an old-fashioned playground with swings and a seesaw. Playgrounds are fun places for kids because there's so much to do and other kids to have fun with. But sometimes kids get hurt at playgrounds. That's no fun, so here are 10 ways to keep safe:

**1. Take a grown-up.** As kids get bigger, they like doing things on their own. Going to the playground shouldn't be one of them, though. Grown-ups come in handy because they might spot problems at the playground, they can help you down if you get in a tight spot, and they can help if you happen to get hurt.

**2. Take a good look around.** If the playground has lots of trash, such as broken glass, or the equipment looks broken, don't play there.

**3. Keep your size in mind.** Many playgrounds have some equipment that's for little kids (like 2- to 5-year-olds) and other equipment that's meant for older kids. Use the equipment that's right for your age. If you squeeze yourself onto a swing for toddlers, you might get stuck. Likewise, if your little brother or sister starts climbing something meant for older kids, guide him or her to the little kid stuff.

**4. Don't go too high.** Many playgrounds have tall stuff to play on, such as towers or open passageways between equipment. Don't climb higher than you feel comfortable, and feel free to ask your grown-up if you need help getting down. Never climb up the outside of equipment, or hoist yourself up on the roof. The view might be cool, but it's a long way down.

**5. Look out below.** The best playgrounds put down special surfacing material, such as mulch, wood chips, sand, gravel, or rubber matting. These surfaces can help soften a fall, but that doesn't mean you won't get hurt, especially if you tumble from a high spot.

**6. Swing safely.** Kids often get hurt at the playground because they get hit by someone on a swing. If you're swinging, watch out for people who

might be getting too close. And if you're walking around the playground, don't get too close to the swingers.

**7. Use your head.** Sometimes you'll see kids going headfirst down the slide or maybe two or three kids will get on a piece of equipment that's only meant for one. Or some kids might start goofing around and trying to push each other off a swing or off of a high spot. If your grown-up sees you doing this, he or she will probably say, "Knock it off. Someone's going to get hurt." It's true, so try to use the playground equipment properly. And if you get stuck, or don't know how to get down from something, call your grown-up over so he or she can help you down.

**8. Report problems.** If you see graffiti (when people write or paint on stuff), a broken swing, or find any other problems while you're playing, tell your grown-up. He or she can report the problem so it can be fixed.

**9. Clean up.** If you bring a drink or snack to the playground, clean up your trash before you leave. When you do, the park will look nice when the next kid comes along to play and you will have shown that you're a good playground citizen.

**10. Have a great time!** How can you make a good time at the playground even better? Bring a friend and only complain a little when it's time to leave.

Reviewed by: Steven Dowshen, MD

Date reviewed: May 2008

This information was provided by KidsHealth, one of the largest resources online for medically reviewed health information written for parents, kids, and teens. For more articles like this one, visit [www.KidsHealth.org](http://www.KidsHealth.org) or [www.TeensHealth.org](http://www.TeensHealth.org). ©1995-2006. The Nemours Foundation



**PEEL, INC.**

308 Meadowlark St. South  
Lakeway, TX 78734

PRSR STD  
U.S. POSTAGE  
PAID  
PEEL, INC.

FC

TARGET YOUR  
CUSTOMERS



**PEEL, INC.**  
community newsletters

[www.peelinc.com](http://www.peelinc.com)

**512.263.9181**